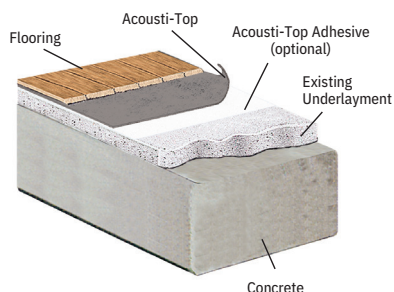


Acousti-Top® Adhesive



PRODUCT DESCRIPTION

Maxxon® Acousti-Top® Adhesive is an acrylic copolymer used to bond Acousti-Top® sound mat to concrete or gypsum subfloors.

WHERE TO USE

Application

All types of construction.

Subfloor

All interior subfloors.

FEATURES & BENEFITS

- Pressure sensitive adhesive
- Aggressive dry tack
- Excellent adhesion to difficult-to-bond substrates
- Good surface wet-out
- Exhibits early tack

PRODUCT INFORMATION

Nonvolatile	55 – 57%
pH	6.5 – 7.8
Weight	8.5 – 8.7 US lbs/gal (1.0 Kg/L)
VOC	1 g/L
Packaging	4 Gal (15.14 L) pail
Coverage	1,000 ft² (92.9 m²) /pail
Product Number	13058



INSTALLATION

Surface Preparation

The substrate surface should be broom cleaned, contaminant free and should have a smooth finish free from voids and sharp protrusions. If Acousti-Top Adhesive is installed over a Maxxon® Underlayment, the underlayment must be dry and sealed prior to adhesive application using Maxxon® Gypsum Overspray.

Concrete substrate should be installed a minimum of 28 days prior to Acousti-Top installation or utilize a Maxxon-approved topical moisture barrier. The concrete subfloor shall be tested on grade, below grade or elevated slabs for MVER (Moisture Vapor Emission Rate) as per ASTM F1869 (Standard Test Method for Measuring Moisture Vapor Emission Rate of Concrete Subfloor Using Anhydrous Calcium Chloride) or RH (Relative Humidity) as per ASTM F2170 (Standard Test Method for Determining Relative Humidity in Concrete Floor Slabs using In Situ Probes). If excessive moisture is present, corrective actions must be taken.

Tools Needed

- 1/4" nap roller, brush or spray tool

Mix Ratio

Do not dilute. Acousti-Top Adhesive is ready to use directly from the pail.

Application

Roll (1/4" nap roller), brush or spray Acousti-Top Adhesive at a rate of 300 ft²/gal (7.4 m²/L). Apply the adhesive in 48" (122 cm) wide strips and place the Acousti-Top sound mat into the wet or tacky adhesive and dry roll with a standard resilient floor roller to insure 100% adhesive coverage below the mat. This will minimize working over the adhesive throughout the installation.

Floor goods may be installed directly to Acousti-Top sound mat.

STORAGE AND DISPOSAL

Keep from freezing; do not store below 40 °F (5 °C). Keep container closed when not in use. Keep in a dry, cool place.



Dispose of waste by following federal, state and local regulations. If spill occurs, clean up with potable water.

WARRANTY AND TECH SERVICES

See Maxxon.com for complete warranty information. Technical performance verification and service is available through Maxxon Corporation or Maxxon Regional Representatives throughout North America.



Maxxon Corporation
920 Hamel Road PO Box 253
Hamel, Minnesota 55340
800-238-8461
maxxon.com
info@maxxon.com

 @Maxxon.Corporation
 maxxon-corporation

JOB NAME: _____

DATE: _____

APPLICATOR: _____

Maxxon Corporation assumes no responsibility or liability for any errors or omissions in the content of this document. The information contained is subject to change without notice. Follow local and state regulations and use appropriate safety precautions and measures when installing Maxxon products. See related product literature at Maxxon.com or contact Maxxon Corporation for more information prior to installation.

©2022 Maxxon Corporation. All Rights Reserved. Maxxon and associated logos are registered trademarks of Maxxon Corporation, Hamel, MN, USA. Other trademarks, registered trademarks, product names or logos displayed are the property of their respective owners.